

BAR DISPLAY SOLUTION

B



SOLUM SMART SIGNAGE



SOLUM

SOLUM SMART SIGNAGE

BAR
DISPLAY
SOLUTION

SOLUM

B

naturaleza
**SPARKLING
WATER**

Make Your Life Better
Help for dyspepsia and constipation. Rich in health promoting minerals.



BAR DISPLAY SIGNAGE SOLUTION

23" B-Series Touch Full HD SOLUM

23" FHD Bar display

Newton Touch, specialized ESL interlocking function with slim depth design

35" B-Series 24/7 SOLUM

35" UHD Bar display

890 mm Bar Display product specialized for retail shelves.

47.1" B-Series 24/7 SOLUM

47.1" UHD Bar display

1,200 mm Bar Display product specialized for video multi-decoding with high performance

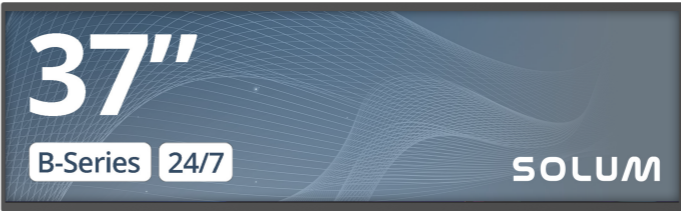


BAR DISPLAY SIGNAGE SOLUTION



29" FHD Bar display

Newton Touch, specialized ESL interlocking function with slim depth design



37" FHD Bar display

940 mm Bar Display product specialized for video multi-decoding with high performance



BAR DISPLAY

SOLUTION FEATURE



Design & Performance

- Variable Product Line-up
Ex) 23"/24"/25"/29"/35"/37"/47.1"
- Support to Customized Design for Customer
Available Design for Customer Needs
- Narrow Bezel & Slim Depth for Customer Fit
- Long Life Reliability : 24 Hour / 7 Days
- Android O/S

Simple Installation

- Support to Easy Installation Bracket
- Support for Customer Installation Guide
- Power Supply by DC Adapter

Compatible network interface

- Wi-Fi 802.11 ac 2.4 GHz / 5 GHz (*Option)
- Support to Ethernet (* Depend on the Model)
- Support to USB-C OTG

Special Feature for customer

- Built in Launcher for Compatibility
- Support API for Customer CMS
- Video Multi Decoding (* Depend on the Model)
4K UHD + 4K UHD Dual Decoding

naturaleza
**SPARKLING
WATER**

Make Your Life Better
Help for dyspepsia and constipation. Rich in health promoting minerals.



SPECIFICATION

NEWTON SIGNAGE 23" (B23A)



DISPLAY

Size	23.1"
Resolution	1,920 x 158 (FHD)
W*H Ratio	12.15
Luminance (Typ.)	700 cd/m ²
Orientation	Landscape/Portrait
Contrast Ratio	1,000:1
Viewing Angle (H/V)	178° / 178°
Response Time	9 ms
Active Area (HxV)	585.6 x 48.2 mm / 23.1 x 1.9 in
Color Gamut	72%
Backlight type	E-LED
Life Time (LED)	50,000 Hrs

MECHANICAL

SET Dimensions	593.8 x 63.4 x 20.0 mm
	23.4 x 2.5 x 0.8 in
VESA Mount	X
SET Weight	0.8 Kg / 1.8 lbs.
Packing Dimensions	895 x 150 x 70 mm
	35.2 x 5.9 x 2.8 in
Packing Weight	1.3 Kg / 2.9 lbs.
Bezel Width (U/L/R/B mm)	5.6 / 4.1 / 4.1 / 9.6

SYSTEM

OS	Android 8.1
CPU	Quad-core ARM Cortex-A35, 1.35 GHz
GPU	ARM Mali-G31 MP2 : 2D/3D Graphic Engine
RAM	1 GB DDR3
Storage(ROM)	8 GB eMMC
Network	802.11 b/g/n (2.4 GHz)
Connectivity	Micro USB 2.0 (OTG 1 ea)
Touch	O
Speaker	X

POWER REQUIREMENTS

Power Consumption	11.8 W (Typ.)
Standby Power	X
Power Source	USB Type C (Power Only)

ENVIRONMENTAL

Operating Temperature	0-45°C
	32-113°F
Operating Humidity	10-80%
Storage Temperature	-20-60°C
	-4-140°F

LCD SIGNAGE 25" QHD (B25A)



DISPLAY

Size	25"
Resolution	2,560 x 1,080 (QHD)
W*H Ratio	2.37
Luminance (Typ.)	250 cd/m ²
Orientation	Landscape/Portrait
Contrast Ratio	1,000:1
Viewing Angle(H/V)	178° / 178°
Response Time	16 ms
Active Area (HxV)	585.2 x 246.9 mm / 23.0 x 9.7 in
Color Gamut	76%
Back Light type	E-LED
Life Time(LED)	30,000 Hrs

MECHANICAL

SET Dimension	285.0 x 624.0 x 30.0 mm
	11.2 x 24.6 x 1.2 in
VESA Mount	X (exclusive Bracket)
SET Weight	4.4 Kg /9.7 lbs.
Packing Dimension	390 x 685 x 80 mm
	15.4 x 27.0 x 3.1 in
Packing Weight	7.2 Kg / 15.9 lbs.
Bezel Width (U/L/R/B mm)	18.5 (even)

SYSTEM

OS	Android 7.1
CPU	Quad-core ARM Cortex-A17, 1.8 GHz
GPU	ARM Mali-T764 MP
RAM	2 GB DDR3
Storage(ROM)	8 GB eMMC
Network	Ethernet (RJ45) / Wi-Fi (Option)
Connectivity	USB 2.0 (2), Micro USB 2.0 (OTG 1 ea / Only Debug)
Touch	X
Speaker	Mono 3 W

POWER REQUIREMENTS

Power Consumption	19.14 W (Typ.)
Standby Power	X
Power Source	DC Jack (19 V / 3.17 A)

ENVIRONMENTAL

Operating Temperature	0-40°C
	32-104°F
Operating Humidity	10-80%
Storage Temperature	-20-60°C
	-4-140°F

SPECIFICATION

NEWTON SIGNAGE 29" (B29A)



DISPLAY

Size	29"
Resolution	1,920 x 540 (FHD)
W*H Ratio	3.56
Luminance (Typ.)	500 cd/m ²
Orientation	Landscape/Portrait
Contrast Ratio	1,000:1
Viewing Angle (H/V)	178° / 178°
Response Time	9 ms
Active Area (HxV)	698.4 x 196.4 mm / 27.5 x 7.7 in
Color Gamut	72%
Backlight type	E-LED
Life Time (LED)	50,000 Hrs

MECHANICAL

SET Dimensions	712.8 x 213.7 x 16.0 mm
	28.1 x 8.4 x 0.6 in
VESA Mount	X
SET Weight	2.45 Kg / 5.4 lbs.
Packing Dimensions	895 x 270 x 70 mm
	35.2 x 10.6 x 2.8 in
Packing Weight	3.25 Kg / 7.2 lbs.
Bezel Width (U/L/R/B mm)	7.7 / 7.2 / 7.2 / 9.6

SYSTEM

OS	Android 8.1
CPU	Quad-core ARM Cortex-A35, 1.35 GHz
GPU	ARM Mali-G31 MP2 : 2D/3D Graphic Engine
RAM	1 GB DDR3
Storage (ROM)	8 GB eMMC
Network	802.11 b/g/n (2.4 GHz)
Connectivity	Micro USB 2.0 (OTG 1 ea)
Touch	O
Speaker	X


POWER REQUIREMENTS

Power Consumption	22 W (Typ.)
Standby Power	X
Power Source	USB Type C (Power Only)

ENVIRONMENTAL

Operating Temperature	0-45°C
	32-113°F
Operating Humidity	10-80%
Storage Temperature	-20-60°C
	-4-140°F

NEWTON SIGNAGE 35" FHD (B35A)



DISPLAY

Size	35"
Resolution	3,840 x 200 (UHD)
W*H Ratio	19.1
Luminance (Typ.)	500 cd/m ²
Orientation	Only Landscape
Contrast Ratio	1,000:1
Viewing Angle (H/V)	178° / 178°
Response Time	8 ms
Active Area (HxV)	877.8 x 45.7 mm
	34.6 x 1.8 in
Color Gamut	68%
Backlight type	E-LED
Life Time (LED)	30,000 Hrs

MECHANICAL

SET Dimensions	891.6 x 60.4 x 26.3 mm
	35.1 x 2.4 x 1.0 in
VESA Mount	X
SET Weight	2.25 Kg / 5.0 lbs.
Packing Dimensions	960 x 410 x 150 mm(4pcs) Under checking 1pc dimension
Packing Weight	11 Kg / 24 lbs.
Bezel Width (U/L/R/B mm)	7.8 / 5.7 / 5.7 / 4.5

SYSTEM

OS	Android 9.0
CPU	Quad-core ARM Cortex-A55, 1.9 GHz
GPU	ARM Mali-G31 MP2
RAM	2 GB DDR3
Storage (ROM)	8 GB eMMC
Network	Wi-Fi 2.4 GHz (1T1R)
Connectivity	USB 2.0 (1), Micro USB (OTG 1 ea), TF Card (1)
Touch	X
Speaker	1 W + 1 W

POWER REQUIREMENTS

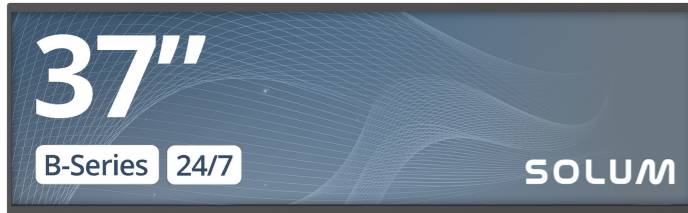
Power Consumption	24 W (Typ.)
Standby Power	X
Power Resource	USB Type C (12 V / 2 A)

ENVIRONMENTAL

Operation Temperature	0-50°C
	32-122°F
Operation Humidity	20-80%
Storage Temperature	-10-60°C
	14-140°F

SPECIFICATION

NEWTON SIGNAGE 37" FHD (B37A)



DISPLAY

Size	37"
Resolution	1,920 x 540 (FHD)
W*H Ratio	3.56
Luminance (Typ.)	700 cd/m ²
Orientation	Landscape/Portrait
Contrast Ratio	1,000:1
Viewing Angle (H/V)	178° / 178°
Response Time	14 ms
Active Area (HxV)	899.7 x 253.0 mm 35.4 x 10.0 in
Color Gamut	72%
Backlight type	E-LED
Life Time (LED)	50,000 Hrs

MECHANICAL

SET Dimensions	914.9 x 280.9 x 22.7 mm 36.0 x 11.1 x 0.9 in
VESA Mount	X
SET Weight	6.45 Kg / 14.2 lbs.
Packing Dimensions	1119 x 277 x 412 mm(3pcs) Under checking 1pc dimension
Packing Weight	25 Kg / 55 lbs.
Bezel Width (U/L/R/B mm)	11.9 / 5.6 / 5.6 / 11.9

SYSTEM

OS	Android 12
CPU	Quad-core ARM Cortex-A55, 1.5 GHz
GPU	ARM Mali-G52 MP8
RAM	2 GB LPDDR4
Storage(ROM)	8 GB eMMC
Network	Ethernet (RJ45) / Wi-Fi (802.11 a/b/g/n/ac, 2T2R)
Connectivity	USB 2.0 (1), Micro USB (OTG 1 ea), USB 3.0 (1)
Touch	X
Speaker	Mono 3 W


POWER REQUIREMENTS

Power Consumption	51 W (Typ.)
Standby Power	X
Power Resource	DC Jack (19 V / 3.17 A)

ENVIRONMENTAL

Operation Temperature	0-40°C 32-104°F
Operation Humidity	10-80%
Storage Temperature	-20-60°C -4-140°F

NEWTON SIGNAGE 47.1" UHD (B47A)



DISPLAY

Size	47.1"
Resolution	3,840 x 160 (UHD)
W*H Ratio	24.0
Luminance (Typ.)	500 cd/m ²
Orientation	Only Landscape
Contrast Ratio	1,000:1
Viewing Angle (H/V)	178° / 178°
Response Time	8 ms
Active Area (HxV)	1,196.2 x 45.7 mm 47.1 x 1.8 in
Color Gamut	70%
Backlight type	E-LED
Life Time (LED)	30,000 Hrs

MECHANICAL

SET Dimensions	1,211.6 x 67.5 x 24.3 mm 47.7 x 2.7 x 1.0 in
VESA Mount	X
SET Weight	2.72 Kg / 6.0 lbs.
Packing Dimensions	1280 x 400 x 150 mm(5pcs) Under checking 1pc dimension
Packing Weight	16.5 kg / 36 lbs.
Bezel Width (U/L/R/B mm)	8.4 / 7.0 / 7.0 / 8.4

SYSTEM

OS	Android 9.0
CPU	Quad-core ARM Cortex-A55, 1.9 GHz
GPU	ARM Mali-G31 MP2
RAM	2 GB LPDDR4
Storage (ROM)	8 GB eMMC
Network	Wi-Fi 2.4 GHz (1T1R)
Connectivity	USB 2.0 (1), Micro USB (OTG 1ea), TF Card (1)
Touch	X
Speaker	X

POWER REQUIREMENTS

Power Consumption	24 W (Typ.)
Standby Power	X
Power Source	USB Type C (12 V / 2 A)

ENVIRONMENTAL

Operation Temperature	0-50°C 32-122°F
Operation Humidity	20-80%
Storage Temperature	-10-60°C 14-140°F

SOLUM

www.solum-group.com

Frankfurter Str. 10-14
65760 Eschborn, Germany